


# Is There a Significant Difference In The Amount Of Open Call Opportunities In The Northern States Than The Southern States?



Clara Lee; Tra Bouscaren  
Florida State University College of Fine Arts

## Introduction

New media art is something that is not as well known to the audience as the traditional modern art. Just like the traditional visual art, where it has various types which includes, painting, drawing, mosaic, sculpting, and etc. There are many different types within the topic of new media art. Some examples are video art, digital art, sound art, installation art, performance art, and many more. New media art is a form of contemporary art that takes advantage of technology and the digital media to create artworks. This form first started in the 1960s and the 70s when artists began experimenting with the developing technologies like videos, computers, and other internet resources to create their own piece of work. The area of new media art increased as the technology developed over time. The rise of this reflects the importance of the developing technology where it takes majority of our daily lives and how it has transformed the way people interact all around the world.

In the United States there are some states that are more widely known for art. But that does not necessarily mean that artist are also located in those cities. Artists can be found all over the country whereas the open calls for artists are known to be more focused in certain locations. Since the cities like New York are more globally known to have high amounts of artists along with galleries and museums, many will say that along with the number of artists the open calls in these locations will be significantly higher than the cities that are not. In the research, I have divided the United States to compare the southern and northern states. The two southern states are North Carolina and Texas as the northern states that are compared are New York and Northern California. The data was graphed onto a map to easily spot where the open calls are more focused. When I first started the research, I did not expect states like North Carolina to have a large amount of open call available. But in general, it was more difficult to find open calls for artists to find open calls in southern states.

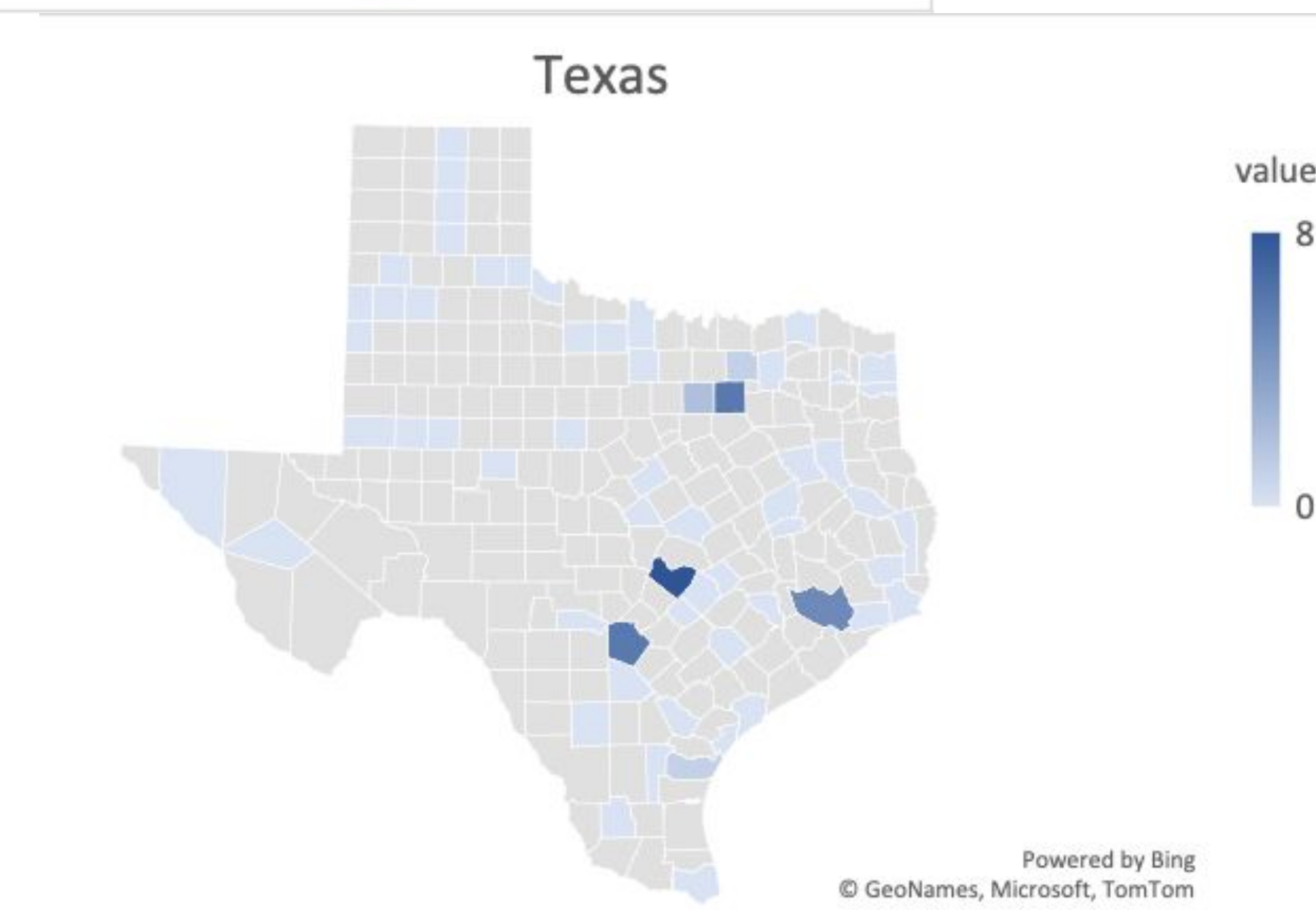
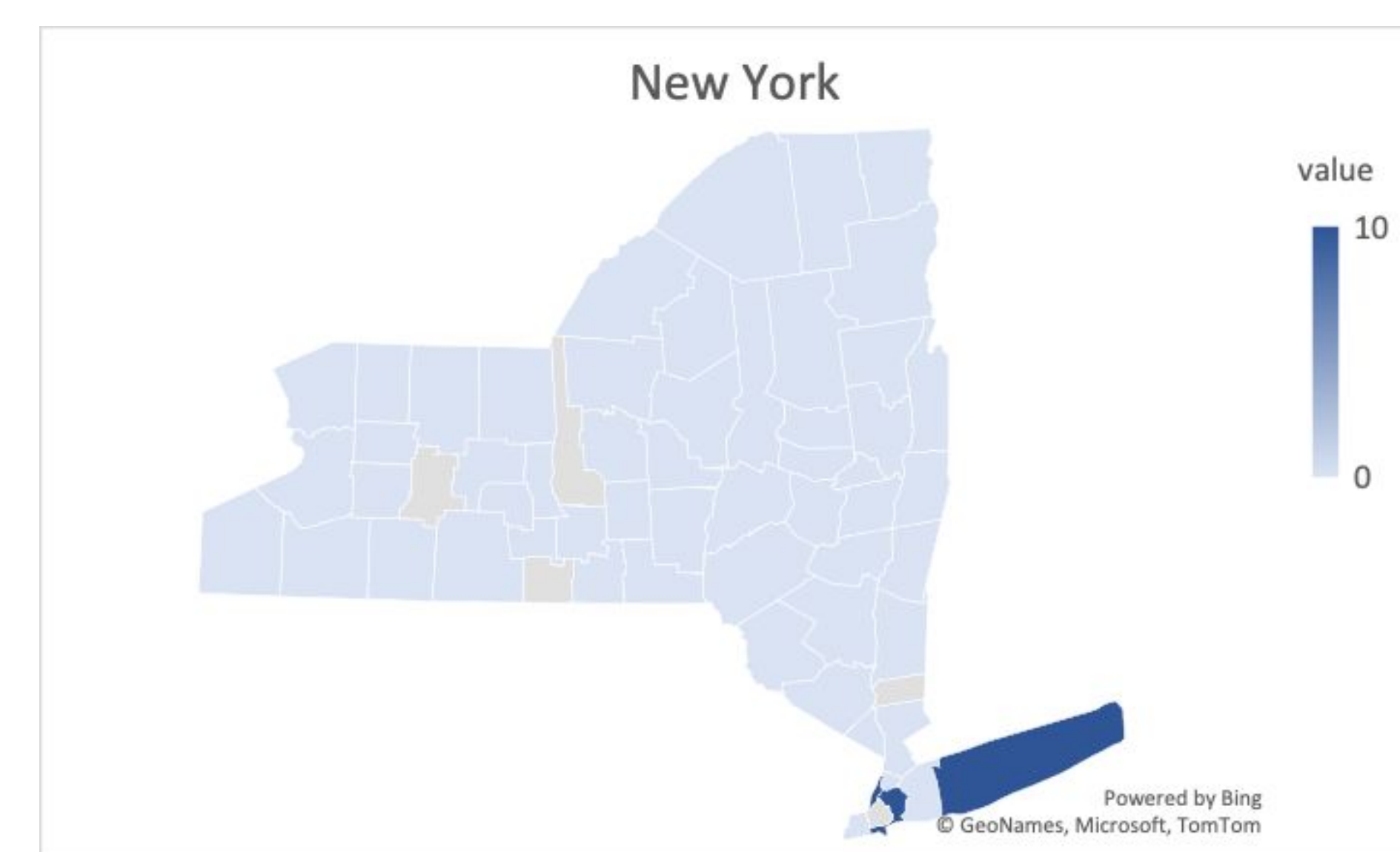
## Acknowledgements

This work was supported by Assistant Professor Tra Bouscaren at the college of fine arts department. I also want to thank Craig Moore helping me along the research process and the FSU's Innovation Hub for supporting with the meeting rooms each week.

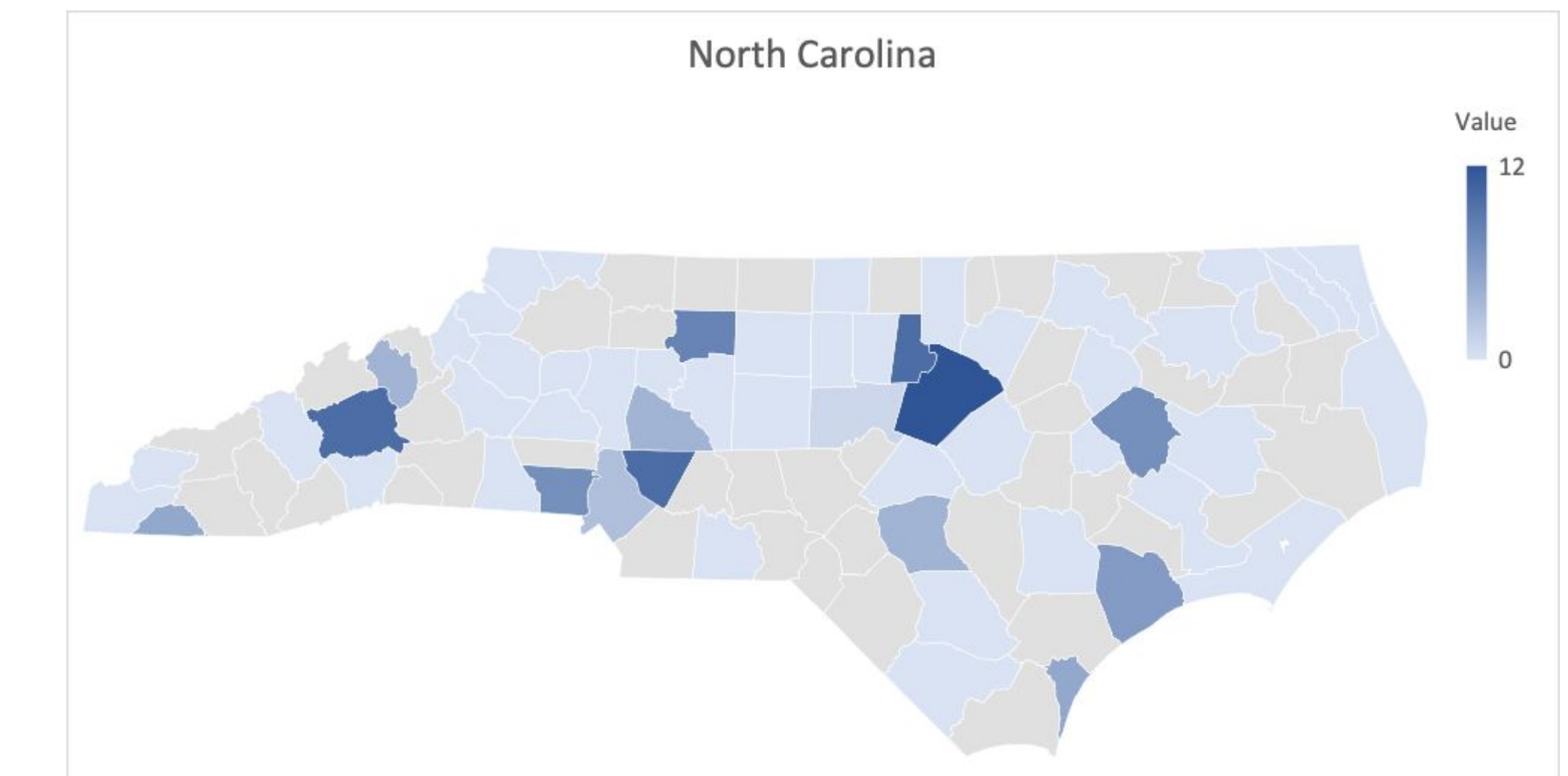
## Materials and Methods

After researching the open call for artists opportunities in North Carolina and Texas, I came across the idea of open call opportunities in other states. In the United States there are certain locations that are more globally known for art, like New York or Los Angeles. When I first started the research, I did not think there would be too many events or even a lot of art venues in the southern states since they are not as widely known for art than the east and the west coast. I started off researching different art galleries, museums, organizations, and venues in the most populated cities in North Carolina. Then I looked at whether or not they had open call for artists events. For most of the events, the deadline for the application had been either due in late 2022 since the events are held in mid 2023, the application has not been open yet, or simply does not have any open calls, and mostly the open call opportunities were held throughout the year. I have wanted this research to be useful for the artist so, the data that was collected are for the events that are either taking place in 2023 or applications are due in 2023. Then the data was collected in an Excel sheet. When I started to researching for other states to compare the two states from, I simply divided the United States in half and referenced the upper parts as the northern states and lower to be the southern states. When it came to choosing the two northern states, I purposely researched the two most popular states, California and New York. Since California was divided in half as I separated the countries into two, I focused on the cities in northern California. The research process was consistent as before. After all the data was collected, the locations where separated into counties then shaded in the map accordingly in each states.

## Results



## Results



## Conclusion

There are various open call opportunities globally, through this research it can be showed that there are opportunities for artists in Northern California, North Carolina, Texas, and New York. The map shows how in the southern states, the opportunities are more spread out, whereas the northern states, the opportunities are more concentrated in the popular states. When the data was collected, I limited the amount of events in each state to 40 different events by non-profit organizations since I assumed it would be harder to find opportunities in the south. But, I was able to find the same amount of events in both southern and northern states. The reason for the northern states to have their opportunities concentrated in the populated cities/counties is because in the process of collecting the data, I started with the most populated states and limited the amount to 10 since there was a higher probability that the events are focused in those states. Even though I was able to collect the same amount of the data, it was significantly easier to collect data for the northern states than the southern states. Also, this research is still continuous since there are new opportunities each month or even year.