FSU | FLORIDA STATE UNIVERSITY

FSU UNDERGRADUATE RESEARCH OPPORTUNITY PROGRAM
CENTER FOR UNDERGRADUATE RESEARCH & ACADEMIC ENGAGEMENT

Bacterial Quorum Sensing & Network Dynamics

Julia Courtney, Maria Kavan, and Dr. Marcos Vasconcelos

Abstract:

Quorum sensing is a key biological process that enables bacteria to communicate through chemical signals and coordinate collective behaviors based on population density. This research examines how the study of quorum sensing has advanced our understanding of bacterial communication and coordinated behavior, particularly in relation to biofilm formation, virulence, and antibiotic resistance; all processes that have major implications for human health and disease management. To address this question, a structured literature review was conducted using peer-reviewed scientific articles focused on quorum sensing mechanisms and their real-world impacts. Relevant studies were analyzed through thematic synthesis, with findings organized into major categories including signaling pathways, collective behaviors, and the use of mathematical modeling to describe microbial systems.

Preliminary insights suggest that quorum sensing is central to bacterial coordination, allowing populations to act as unified systems rather than isolated cells. These findings highlight the importance of quorum sensing research in explaining complex microbial behaviors and in supporting predictive modeling approaches in microbiology. Ongoing work will expand and refine the literature search, incorporate additional peer-reviewed studies, and synthesize results into a comprehensive framework that clearly addresses the research question.

Overall, this research underscores the significance of quorum sensing as a foundational concept in microbiology by highlighting how bacterial communication drives coordinated behaviors that directly impact health and disease. A deeper understanding of quorum sensing provides valuable insight into how infections develop, persist, and resist treatment, particularly through mechanisms such as biofilm formation and virulence regulation. By informing strategies that target communication pathways rather than bacterial survival alone, quorum sensing research offers promising avenues for the development of innovative antimicrobial approaches aimed at disrupting harmful collective behaviors and reducing antibiotic resistance.

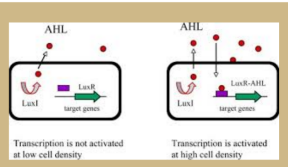

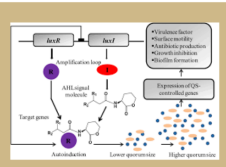

Image 1. LuxR–LuxI quorum sensing circuit diagram. Canonical LuxR–LuxI quorum sensing circuit illustrating density-dependent regulation of gene expression via acyl-homoserine lactone (AHL) signaling.

Background:

A microbiome is a multi-species microbial community that can include bacteria, fungi, archaea, and viruses, and its stability depends on interactions among members rather than dominance by one organism. *Streptomyces* are typically low-abundance but high-impact members of these communities because they produce diverse antimicrobial compounds. In many natural systems, these antimicrobials function as targeted chemical defenses that suppress pathogens and prevent competitive takeovers while minimizing disruption to beneficial microbes. For example, passalid beetle galleries and frass provide a microbe-rich, nutrient-dense environment where multiple *Streptomyces* lineages coexist and produce a cocktail of antimicrobial compounds that can be detected directly in situ, supporting the idea that community-level chemical defense helps stabilize microbiomes over time.

Hypothesis:

We hypothesize that Streptomyces regulate antimicrobial production through quorum sensing in a density-dependent manner, allowing them to influence microbiome stability without dominating the community numerically. Specifically, we propose that competitive outcomes in microbial communities depend on two distinct ecological processes: resource-based competition that determines whether a strain can invade, and interference competition mediated by antimicrobials that determines whether an established strain can be displaced. By developing a mathematical model that links quorum sensing regulation to population dynamics, this work aims to explain how Streptomyces act as low-abundance, high-impact members of microbiomes and how their antimicrobial strategies contribute to long-term community stability and resistance to invasion.

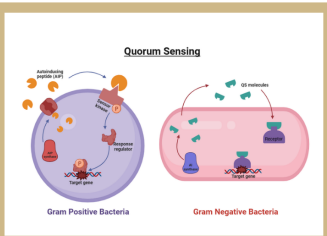

Image 2. "Bacteria's social media" concept image. *Bacteria communicate using chemical signals in a process known as quorum sensing, allowing coordinated behavior at high population density.*

Methods:

To investigate how Streptomyces influence microbial community dynamics, we developed a mathematical model describing competition between resident Streptomyces and an invading bacterial strain. The model consists of two coupled equations that track the abundances of the resident and invader populations while constraining the total community size to remain constant, thereby enforcing competition for limited resources and space. This framework allows analysis of long-term, equilibrium behavior, where competitive outcomes are determined by relative population fractions rather than transient dynamics. Model structure and assumptions are informed by published ecological and experimental studies, including resource-based competition and toxin-mediated interference, enabling evaluation of conditions that lead to invasion, coexistence, or displacement within microbial communities.

Results:

Model analysis shows that long-term community outcomes depend on the balance between resource competition and interference competition. When resident and invading strains have high overlap in resource use, invader populations fail to establish and resident dominance is maintained. In contrast, invasion is possible when the invader has access to a private nutrient niche that reduces direct competition with the resident population. Interference competition, such as antimicrobial or toxin production, has little effect during the early invasion stage but becomes increasingly influential once the invader reaches higher abundance. Under these conditions, interference mechanisms promote displacement of resident strains and increase invader dominance at equilibrium. These results highlight that invasion and displacement arise from distinct ecological processes that operate at different population densities.

Discussion:

These findings support the idea that microbial invasion and displacement are governed by distinct ecological mechanisms that operate at different stages of community establishment. Resource-based competition determines whether an invading strain can initially enter a microbiome, while interference competition mediated by antimicrobial production becomes important only after a population has reached sufficient density. This framework helps explain observations from beetle-associated microbiomes, where diverse Streptomyces lineages persist at low abundance yet collectively produce antimicrobial compounds that protect beetle galleries and frass from pathogen takeover. In these systems, antimicrobial production appears to stabilize the community rather than eliminate it, allowing beneficial microbes to coexist while suppressing invaders. By linking quorum sensing–regulated antimicrobial production to population-level outcomes, this work provides a mechanistic explanation for how beetles maintain chemically defended, stable microbiomes and suggests that similar principles may apply to other host-associated microbial communities.





Image 3. Beetle–microbe symbiosis imagery (optional but strong). Passalid beetles maintain chemically defended microbiomes in their frass galleries through diverse Streptomyces-produced antimicrobials.

References:

Alon, U. (2007). Network motifs: Theory and experimental approaches. Nature Reviews Genetics, 8(6), 450–461. https://doi.org/10.1038/nrg2102

Bakkeren, E., Diard, M., & Hardt, W. D. (2025). Strain displacement in microbiomes via ecological competition. Cell Host & Microbe. https://doi.org/10.1016/j.chom.2025.01.XXX

Pessotti, R. C., Hansen, B. L., Reaso, J. N., Ceja-Navarro, J. A., El-Hifnawi, L., Brodie, E. L., & Currie, C. R. (2021). Multiple lineages of Streptomyces produce antimicrobials within passalid beetle galleries. Frontiers in Microbiology, 12, 631394. https://doi.org/10.3389/fmicb.2021.631394

Soto-Aceves, M. P., Diggle, S. P., & Greenberg, E. P. (2023). Microbial primer: LuxR–LuxI quorum sensing. Microbiology, 169(9), 001343. https://doi.org/10.1099/mic.0.001343 mic-169-1343 (2)

PLOS Biology Staff. (2016, March 15). Slice of PLOS: Bacteria's social media. PLOS Biologue. https://biologue.plos.org/2016/03/15/slice-of-plos-bacterias-social-media/